



Wonders of Wildlife Renovations & Expansions

Springfield, MO

**July 15th 2011
Weekly Construction Progress Photos**

Prepared For:
Wonders of Wildlife

Prepared By:
THE WHITING-TURNER CONTRACTING COMPANY
5323 Millenia Lakes Boulevard, Suite 160
Orlando, FL 32839
Phone: 407-370-4500
Fax: 407-370-4499





Table of Contents

Section 1	Expo / CEC Progress Photos
Section 2	Wonders of Wildlife Building 'A'
Section 3	Wonders of Wildlife Building 'B'
Section 4	Wonders of Wildlife Building 'C'
Section 5	Connector Mall



Section 1

Expo / CEC

Progress Photographs



Cajun Red Paint Mock-up & Installation of Cedar Shakes and Exterior Trim



Installation of Cedar Shakes and Exterior Wood Trim





Installation of Cedar Shakes and Exterior Wood Trim



Installation of Exterior Decorative Timbers Outside of Lab E163





Installation of Exterior Decorative Timbers Outside of Lab E163



Installation of EIFS and CMU Wall with Cap



Installation of EIFS and CMU Wall with Cap



Installation of EIFS and CMU Wall with Cap





Installation of Drywall in CEC Lunchroom E117



Installation of Drywall Corridor E120 and Warming Kitchen E123



Installation of Operable Partition in Expo Halls E133, E134, and E135



Drywall and Plywood Sheathing on North Expo Hall Wall





Prefunction E136 with framed Bay Windows




Snapshot of Classrooms E113 and E114





Installation of Drywall and Metal Framing in Southwest Corner of E153



Installation of Door Frames



Installation of Door Frames



Installation of Concrete Pad





Installation of Cedar Shakes and Fiberglass Log



Installation of Cedar Shakes and Fiberglass Logs





Section 2

Wonders of Wildlife Building 'A'

Progress Photographs



Basement Cleanup




Scaffold Towers for Overhead Light Removal






Scaffold Towers for Overhead Light Removal



Bat Cave Demolition Completion





LSS Pipe Disposal



Shock Absorber Pad Removal Completion





Section 3

Wonders of Wildlife Building 'B'

Progress Photographs



Existing Footing Removal



Footing Formwork and Preparation





LSS Pipe Installation



Underground Electrical Duct Bank Tie-In





Back of House LSS Pipe



Underground Polyethylene Pipe





Section 4

Wonders of Wildlife Building 'C'

Progress Photographs



East-Exterior Skin Removal



Slab on Grade and Footing Demolition





South-Exterior Skin Removal



East-Exterior Skin Removal





Exterior Skin and Metal Stud Demolition



Debris Removal





Section 5

Connector Mall

Progress Photographs



Overall Site



Overall Site





Drilling Tie-backs



Tie-back Prepared for Grout





Drilling for Tie-backs



Tie-back with Tensioning Cables Installed

